



MPS-K16  
Qualilog-16

MPS-D8  
Qualilog-8

MPS-PTEC  
Dipper-PTEC

## Water quality monitoring

Multiparameter measuring systems for ground and surface water

- Water level
- Temperature
- Conductivity
  - Total dissolved solids (TDS)
  - Salinity
  - Density
- Dissolved oxygen
  - oxygen saturation
- pH value
- Redoxpotential
- Ammonia
- Nitrate
- Chloride
- Ammonium
- Sodium
- Calcium
- Fluoride
- Potassium
- Chlorophyll a
- Cyanobacteria
- Rhodamine WT
- Turbidity
  - total suspended solids (TSS)



Electric contact meter KLL-Q-2  
measuring in ground water



FlashCom/LogCom  
online-measuring in ground water



stationary online  
measuring station

## Multiparameter sensors MPS

### MPS -PTEC / -D8 / -K16 and MPS-Qualilog -8 / -16

Equipped with up to 12 sensors, by which 16 different water quality parameters can be measured, the SEBA multiparameter sensors provide reliable informations about the conditions at the measuring site.

The multiparameter sensors MPS represent the consequent further development of the SEBA multiparameter product line. The calibration will be performed via user friendly software SEBAConfig. The Availability of high data quality is the base for proper evaluation of the hydrological environment.

To display the measured values the MPS sensors can be combined with the SEBA electric contact meter (mainly for ground

water) or with the SEBA MPSChecker (mainly for surface water). Continuously monitored measuring sites can be equipped with SEBA data loggers with or without data transmission (e.g. Unilog) or with integrated logger.

Designed for robust use in the field the sensors perform under roughest conditions like e.g. in tropic, arid and arctic environments. Rugged and ready for all uses in the field they measure with optimum precision. SEBA sensors stand out due to high long-term stability (optical sensors) together with low maintenance requirements and can be used as stationary or mobile sensors.

### MPS- Multiparameter sensors

for depths of up to 500 m (dependent on used electrodes)

**MPS-PTEC:** Digital multiparameter sensors with RS 485 output and sensors for measuring water level, temperature, conductivity and salinity


**Dipper-PTEC:** Digital multiparameter sensor with integrated data logger and sensors for measuring water level, temperature, conductivity and salinity

**MPS-D8:** Digital multiparameter sensors with RS 485 output and up to 8 electrodes in a stainless steel case

**Qualilog-8:** See MPS-D8 but additionally with integrated data logger

**MPS-K16:** Digital multiparameter sensors with RS 485 output and up to 12 electrodes in a robust plastic case

**Qualilog-16:** See MPS-K16 but additionally with integrated data logger



MPS-PTEC  
Dipper-PTEC

MPS-D8  
Qualilog-8

MPS-K16  
Qualilog-16

with antifouling coating



Measuring in spring discharges



MPS-Checker-2 measuring in surface water

## Product overview

Multiparameter sensors		MPS-PTEC	MPS-D8	MPS-K16
Multiparameter sensors with integrated data logger		Dipper-PTEC	Qualilog-8	Qualilog-16
minimum Ø		1½"	2"	4"
usage in ground water / surface water		● / ●	● / ●	● / ●
<b>Nr.</b>	<b>Parameter</b>			
1	water level (pressure)	●	●	●
2	temperature	●	●	●
3	conductivity	●	●	●
	- total dissolved solids TDS	○	○	○
	- salinity	○	○	○
4	oxygen		●	●
	- oxygen saturation		○	○
5	pH		●	●
6	redox		●	●
7	ammonia		●	●
8	nitrate *		●	●
9	chloride *		●	●
10	ammonium *		●	●
11	sodium *		●	●
12	calcium *		●	●
13	fluoride *		●	●
14	potassium *		●	●
15	fluorometer for chlorophyll or cyanobacteria or rhodamine WT			●
16	signal at water contact (KLL)		●	●
17	turbidity		●	●
	- total suspended solids TSS		○	○
maximum amount of measured parameters		6	13	17

2 sensors out of No. 5 - 14 can be selected additionally

7 sensors out of No. 5 - 16 can be selected additionally

○ calculated parameter <sup>1)</sup> for battery compartment the first 80 cm 2" are necessary  
 At the parameters (No. 8 - 14) marked with \* the pH- or redox-electrode has to be implemented constantly, because these values are needed as reference.









# Technical data

Sensor type	MPS-PTEC	Dipper-PTEC	MPS-D8	Qualilog-8	MPS-K16	Qualilog-16
diameter [mm]	22	22	48	48	89	89
basic length [mm]	300	300	493	493	572	572
+ plug-in system [mm]			+ 81	+ 81		
+ turbidity [mm]			+ 185	+ 185		
basic weight [kg]	0.4	0.4	2.1	2.1	2.5	2.5
+ plug-in system [kg]			+ 0,3	+ 0,3		
+turbidity [kg]			+ 0,95	+ 0,95	+ 0,3	+ 0,3
sensor body	1.4539	1.4539	1.4404	1.4404	PVC-U	PVC-U
pluggable	no	no	yes	yes	no	no
output	RS 485 4..20 mA SDI-12 Modbus	RS 485 4..20 mA SDI-12 Modbus	RS 485 4..20 mA SDI-12 Modbus	RS 485 4..20 mA SDI-12 Modbus	RS 485 4..20 mA SDI-12 Modbus	RS 485 4..20 mA SDI-12 Modbus
supply voltage	4-15 VDC	4-15 VDC	4-15 VDC	4-15 VDC	4-15 VDC	4-15 VDC
- with optical sensors	-	-	8-15 VDcC	8-15 VDcC	8-15 VDC	8-15 VDC

## Decisive customer advantages

- **High flexibility:** Connection facility to different terminal devices for mobile and/or stationary application
- **Intelligent modular system:** Individual retrofitting of further parameters within a series anytime possible
- **New optical sensor technology:** Measurement of dissolved oxygen, cyanobacteria, chlorophyll A and rhodamine WT
- **Quick and uncomplicated exchange** of exhausted electrodes
- **Compact design:** Useable in pipes with minimum 1½" and 4" (MPS-K) diameter

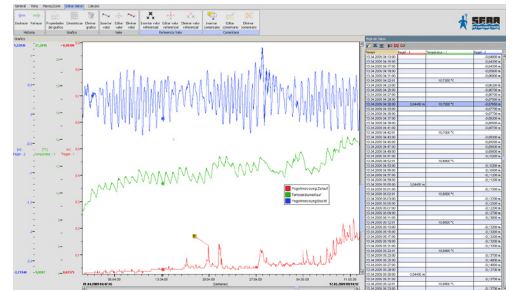
## Accessories

<p><b>Calibration liquids and replacement sensors</b></p> 	<p><b>Anti-Fouling</b></p> 	<p><b>Cleaning of electrodes with wiper</b></p>  <p><i>for MPS-K16 and Qualilog 16</i></p>	<p><b>Calibration stand</b></p> 	<p><b>Flow-through vessel</b></p> 
<p><b>Signal converter</b> RS 485 - 4-20 mA</p> 	<p><b>RS 485 - Modbus</b></p> 	<p><b>RS 485 - SDI 12</b></p> 		

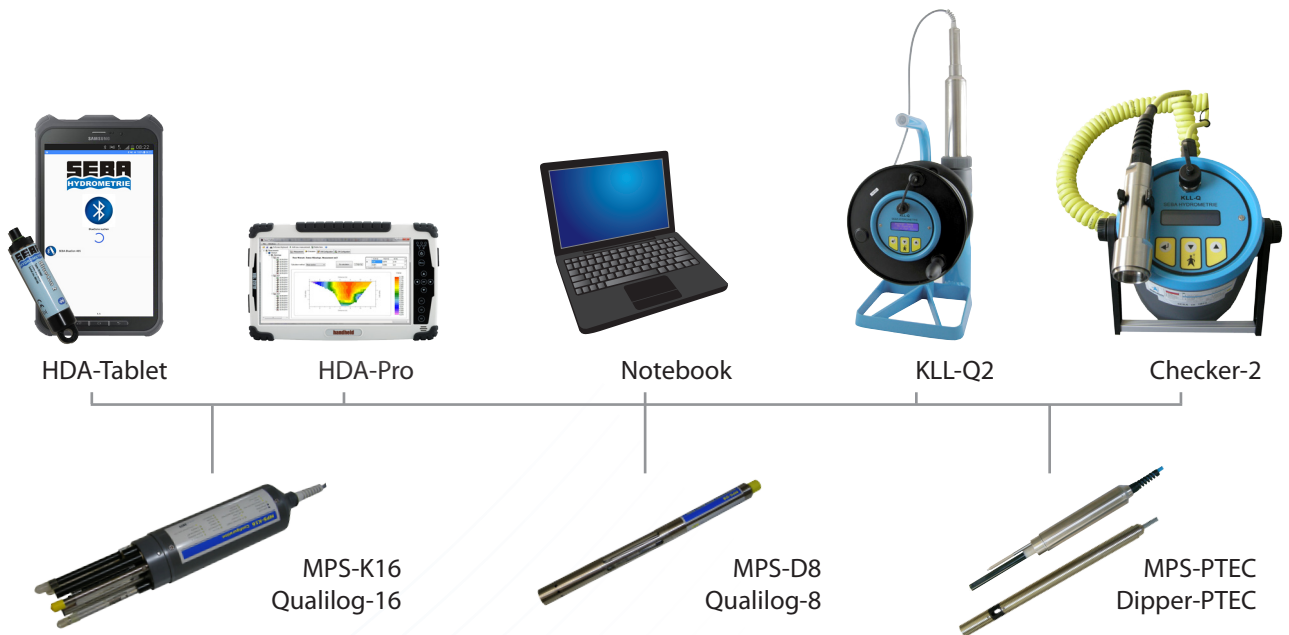
# Evaluation software DEMASvis

DEMASvis is an elaborate software solution for visualization and editing of measurement results:

- Graphics and lists at a glance!
- Input option for comments
- Automatic correction of hydrographs and lists via check values



## Application variants - portable systems



## Application variants - stationary systems



# Application examples

## Portable systems for ground water

The SEBA electric contact meter KLL-Q2 is a unique mobile field laboratory for measuring water quality at ground water measurement sites with minimum 2" diameter.

- compact design
- easy handling
- quick and precise capture of different parameters until max. 500 m depth
- integrated data logger (optional)



## Portable systems for ground water

For monitoring of deep drillings SEBA has developed a mobile winch system with electrical drive. The multiparameter sensor is able to measure, display and record water quality and water quality profiles until a depth of 800m.


Special solution with electrical winch.



## Portable systems for storage reservoirs

With the electric contact meter KLL-Q-2 water quality and water quality profiles can be measured comfortably in reservoirs or lakes.

- compact design
- easy handling
- quick and precise capture of different parameters until max. 500 m depth
- integrated data logger (optional)



## Portable systems for rivers

The SEBA multiparameter system Checker-2 was developed as mobile field laboratory especially for determination of parameters which are significant for water quality in lakes, rivers, channels and sea.

- compact design
- easy handling
- quick and precise capture of different parameters
- integrated data logger (optional)



# Application examples

## Stationary systems in ground water

Monitoring of ground water quality becomes more and more important globally. By using SEBA multiparameter sensors together with data logger (e.g. LogCom or FlashCom) water quality can be monitored network-independent continuously, online (GSM/GPRS) or offline.

### Primarily measured parameters:

- water-level
- temperature
- conductivity
- salinity
- pH value
- nitrate
- etc.



## Stationary systems in storage reservoirs

Permanent measurement of water quality in lakes and storage reservoirs is mostly performed by means of moored buoys or pontoons. The multiparameter sensor is dangled at a certain water depth, the complete electronics is installed waterproof in the buoy. The power supply with solar cells allows permanent monitoring of water quality with constant data transmission (GSM / GPRS or radio).

### Primarily measured parameters:

- water-level
- temperature
- conductivity
- oxygen
- pH value
- chlorophyll a
- nitrate
- etc.



## Stationary systems in rivers

Together with the continuously measuring lowmaintenance SEBA multiparameter sensors, automatic warning systems are installed which display the water quality in real time. Real time water quality measuring are positioned at strategic locations on rivers, e.g. to determine forbidden discharge, to document misconduct, to set off the alarm and therefore to secure water protection.

### Primarily measured parameters:

- water-level
- temperature
- conductivity
- oxygen
- pH value
- ammonium
- etc.



## Stationary systems in channels

The monitoring of water quality in irrigation channels is essential nowadays. Polluted and saline water damages plants and could cause crop failures. Selected parameters of water quality will be documented by SEBA multiparameter sensors in connection with data acquisition and transmission systems, and, if necessary, alarms will be triggered in the event of border crossings.

### Primarily measured parameters:

- water-level
- temperature
- conductivity
- oxygen
- pH value
- ammonium
- etc.



# Technical data

Parameter	Measuring range	Accuracy	Resolution	
<b>water level</b>	0-10 m, 0-20 m, 0-50 m, 0-100, 0-200 m, 0-300 m Temperature: -5...50 °C Pressure: 0...10/20 bar	+/- 0,1 % of end of measuring range	0,002 %	
<b>temperature</b>	Temperature: -5...50 °C Pressure: 0...50 bar	+/- 0,1 °C	0,01 °C	
<b>conductivity</b>	0...200 mS Temperature: -5...50 °C Pressure: 0...50 bar	+/- 1 µS/cm (0...200 µS/cm) +/- 0,5% (> 200 µS/cm)	0,001 mS/cm	
total dissolved solids (TDS)	0...200.000 mg/l Temperature: -5...50 °C Pressure: 0...50 bar			
salinity	0...70 Temperature: -5...50 °C Pressure: 0...50 bar	+/- 0,2 (0...16) +/- 0,8 % (> 16)	0,01	
water density	988... 1060 g/l Temperature: -5...50 °C Pressure: 0...50 bar			
<b>oxygen (amperometric)</b>	0...40 mg/l Temperature: 0...50 °C Pressure: 0...10 bar	+/- 0,5 % of end of measuring range	0,01 mg/l	
<b>oxygen (optic)</b>	0...25 mg/l (bei 25 °C, 1013 hPa) 0...40 mg/l (bei 3 °C, 1013 hPa) Temperature: -5...50 °C Pressure: 0...12 bar	+/- 0,02 mg/l (0...2 mg/l) +/- 1 % of measured value (> 2 mg/l)	0,001 mg/l	
oxygen saturation	0...400 % saturation Temperature: 0...50 °C Pressure: 0...10 bar	+/- 0,5 % of end of measuring range		
<b>pH</b>	0...14 pH Temperature: 0...50 °C Pressure: 0...20 bar	+/- 0,1 pH	0,01 pH	
<b>redox (ORP)</b>	-1200 mV...1200 mV Temperature: 0...50 °C Pressure: 0...20 bar	+/- 10 mV	0,1 mV	
<b>ammonia</b>	0,01...17000 mg/l Temperature: 0...50 °C Pressure: 0...0,5 bar	+/- 0,2 mg/l (24 h) (0...10 mg/l) +/- 2 % of measured value (24 h) (>10 mg/l)	0,01 mg/l	
<b>nitrate</b>	0,4...60000 mg/l Temperature: 0...40 °C Pressure: 0...20 bar	+/- 2 mg/l (24 h) (0...40 mg/l) +/- 5 % of measured value (24 h) (> 40 mg/l)	0,01 mg/l	
<b>chloride</b>	1...35000 mg/l Temperature: 0...50 °C Pressure: 0...20 bar	+/- 2 mg/l (24 h) (0...40 mg/l) +/- 5 % of measured value (24 h) (> 40 mg/l)	0,01 mg/l	
<b>ammonium</b>	0,2...18000 mg/l Temperature: 0...40 °C Pressure: 0...1 bar	+/- 2 mg/l (24 h) (0...40 mg/l) +/- 5 % of measured value (24 h) (>40 mg/l)	0,01 mg/l	
<b>sodium</b>	0,2...20000 mg/l Temperature: 0...50 °C Pressure: 0...6 bar	+/- 2 mg/l (24 h) (0...40 mg/l) +/- 5 % of measured value (24 h) (> 40 mg/l)	0,01 mg/l	
<b>calcium</b>	0,5...40000 mg/l Temperature: 0...40 °C Pressure: 0...1 bar	+/- 2 mg/l (24 h) (0...40 mg/l) +/- 5 % of measured value (24 h) (> 40 mg/l)	0,01 mg/l	
<b>fluoride</b>	0,2...20000 mg/l Temperature: 0...40 °C Pressure: 0...1 bar	+/- 2 mg/l (24 h) (0...40 mg/l) +/- 5 % of measured value (24 h) (> 40mg/l)	0,01 mg/l	
<b>potassium</b>	0,4...39000 mg/l Temperature: 0...40 °C Pressure: 0...1 bar	+/- 2 mg/l (24 h) (0...40 mg/l) +/- 5 % of measured value (24 h) (> 40 mg/l)	0,01 mg/l	
<b>chlorophyll a (optical)</b>	0,03...500 µg/l Chl a Temperature: -2...50 °C Pressure: 0...60 bar	+/- 3 %	0,01 µg/l	
<b>cyanobacteria (optical)</b> - Phycocyanin (PC) - Phycoerythrin (PE)	2-40.000 ppb (PC) 0,15-750 ppb (PE) Temperature: -2...50 °C Pressure: 0...60 bar	+/- 3 %	1 ppb (PC) 0,01 ppb (PE)	
<b>rhodamine WT (optical)</b>	0,04...1000 µg/l RWT Temperature: -2...50 °C Pressure: 0...60 bar	+/- 3 %	0,01 µg/l	
<b>turbidity (optical)</b>	0...1000 NTU & 0...5000 NTU Temperature: 0...50 °C Pressure: 0...10 bar with wiper 0...20 bar without wiper	+/- 1 % of the respective end of measuring range	+/- 0.0125 % of the respective end of measuring range	
Total suspended solids (TSS)	approx. 5 fold measured range turbidity mg/l Temperature: 0...50 °C Pressure: 0...10 bar with wiper 0...20 bar without wiper			

The right is reserved to change or amend the foregoing technical specification without prior notice.

## Contact:

SEBA Hydrometrie GmbH & Co. KG • Gewerbestraße 61 A • 87600 Kaufbeuren • Germany  
Telefon: +49 (0) 8341 96 48 - 0 • E-Mail: info@seba.de • Web: www.seba.de